

Product Name: **LWC-WhatsApp Order plugin for WooCommerce**

Document: Guide

Product Version: 2.2.0 +

Document Updated on: Thursday, August 31, 2023



Receive Orders on WhatsApp

[contact@livelyworks.net](mailto:contact@livelyworks.net)  
<http://livelyworks.net>

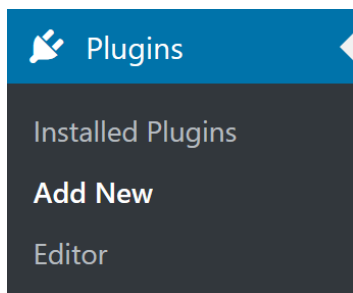
# WC-WhatsApp Order for WooCommerce

---

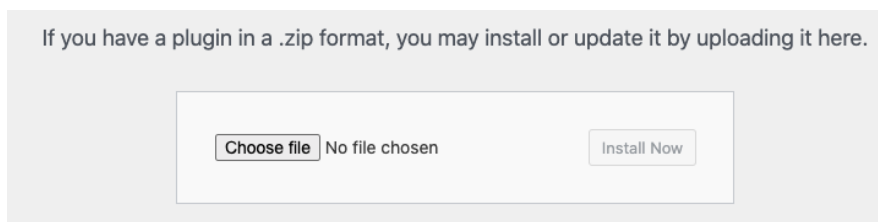
## Installation

---

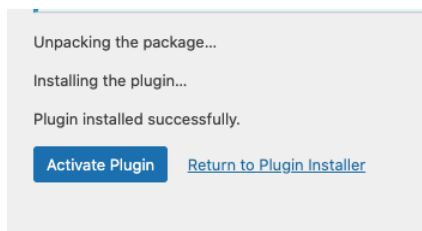
1. Log in to **WordPress Admin** using your login credentials
2. Go to **Plugins** using sidebar



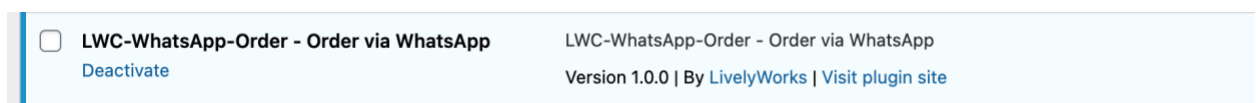
3. Click on **Add New**
4. Click on **Upload Plugin**
5. Then Choose **WhatsApp Order Plugin** zip file from downloaded package
6. Click on Install



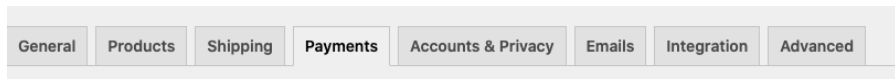
7. Once the installation is done Activate the plugin



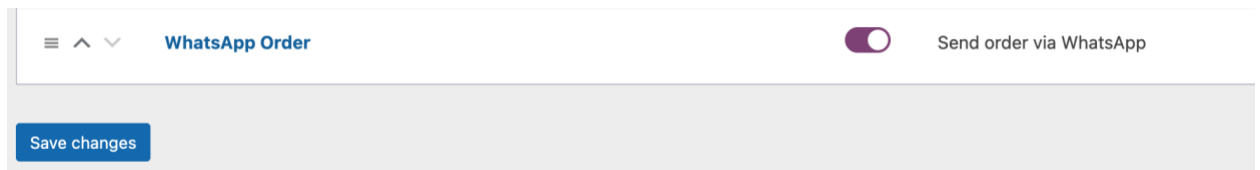
8. Here you should see WhatsApp Order Plugin



9. Then go to WooCommerce Settings and Click on Payments Tab



10. Here you should see



11. Now click on plugin name it will took you to Gateway settings page

**WhatsApp Order** ⓘ

Send order via WhatsApp

**Enable/Disable as Payment Method** ☒ Enable WhatsApp Order at Payment Method

**Title**   
Method title that the customer will see on your checkout.

**Description**   
Method description that the customer will see on your website.

**WhatsApp Number**   
Your WhatsApp Mobile Number where you want to receive orders. include your country code without leading 0 and +

**Auto Redirect**    
Do you want user to auto redirect to WhatsApp or want to show link to send order.

**Enable on Thank you page for other Payment Gateways**    
Choose whatever you want to have send order via WhatsApp for other payment methods on thank you page.

**Instructions**   
Instructions that will be added to the thank you page.

Enable for shipping methods	<input type="text" value="Select shipping methods"/>
If WhatsApp Order is only available for certain methods, set it up here. Leave blank to enable for all methods.	
Accept for virtual orders	<input type="checkbox"/> Accept WhatsApp Order if the order is virtual
Disable Other Payment Gateways at Checkout	<input type="checkbox"/> Check if you want to disable other payment gateways at checkout It will disable all other payment gateways at checkout but on Order Pay page it will be enabled.
Send Payment/Pay Now link	<input checked="" type="checkbox"/> Check if you want to send payment link in order message User will be able to make payment using available payment gateways via the provided link.
Send View Order link	<input type="checkbox"/> Check if you want to send view order link in order message User will be able to see the order on website via the provided link.
Send Order Meta Data	<input checked="" type="checkbox"/> Send Order Meta Data If you are using any plugin for custom fields for checkout etc, you may need to enable it, so that data should be in WhatsApp Message
Ignore Order Meta Fields	<input type="text" value="is_vat_exempt,shipping_fee_recipient"/> Add your comma separated field names here, so it can be ignore for the WhatsApp order message. Fields starts with _ (underscore) will be ignored by default.
<input type="button" value="Save changes"/>	

Here you can configure it for use. You need to your WhatsApp Number here to receive orders.

12. And Click save

## Important Note

---

You may face following situations if the pending order does not get paid within 60 mins. Unpaid order cancelled – time limit reached. Order status changed from Pending Payment to Cancelled.

Please follow below links to increase the limit or disable it.

<https://hitusupdesigns.com/blog/woocommerce-unpaid-order-cancelled-time-limit-reached-fix/>

<https://www.webtoffee.com/woocommerce-order-cancelled-after-successful-paypal-payment-unpaid-order-cancelled-time-limit-reached/>

## Thank You

---

This information would help you to customize understand application better

Once again thank you so much for purchasing this product. I would be glad to help you if you have any questions relating to this product. No guarantees, but I will do my best to assist.

Here at **livelyworks** we build awesome web & mobile applications, here are some of the Great tools and technologies we use day2day for the development: HTML5, CSS3, jQuery, PHP, **Laravel**, Flutter, Angular/AngularJS etc.

we also build **iOS & Android Application**.

If you need any **Customization Work / Support** on this Product or having any project for us. Please feel free to email us at [contact@livelyworks.net](mailto:contact@livelyworks.net)

*Thank You & Good Luck*



[livelyworks.net](http://livelyworks.net) | [contact@livelyworks.net](mailto:contact@livelyworks.net) | [@livelyworks](https://www.instagram.com/livelyworks) | <https://github.com/livelyworks>